GRADE 3

TERM 1

BASELINE ASSESSMENTS

PREVIEW

CAPS ALIGNED



Designing Minds

designingminds.co.za

Afrikaans FAL Term 1 Baseline Assessment

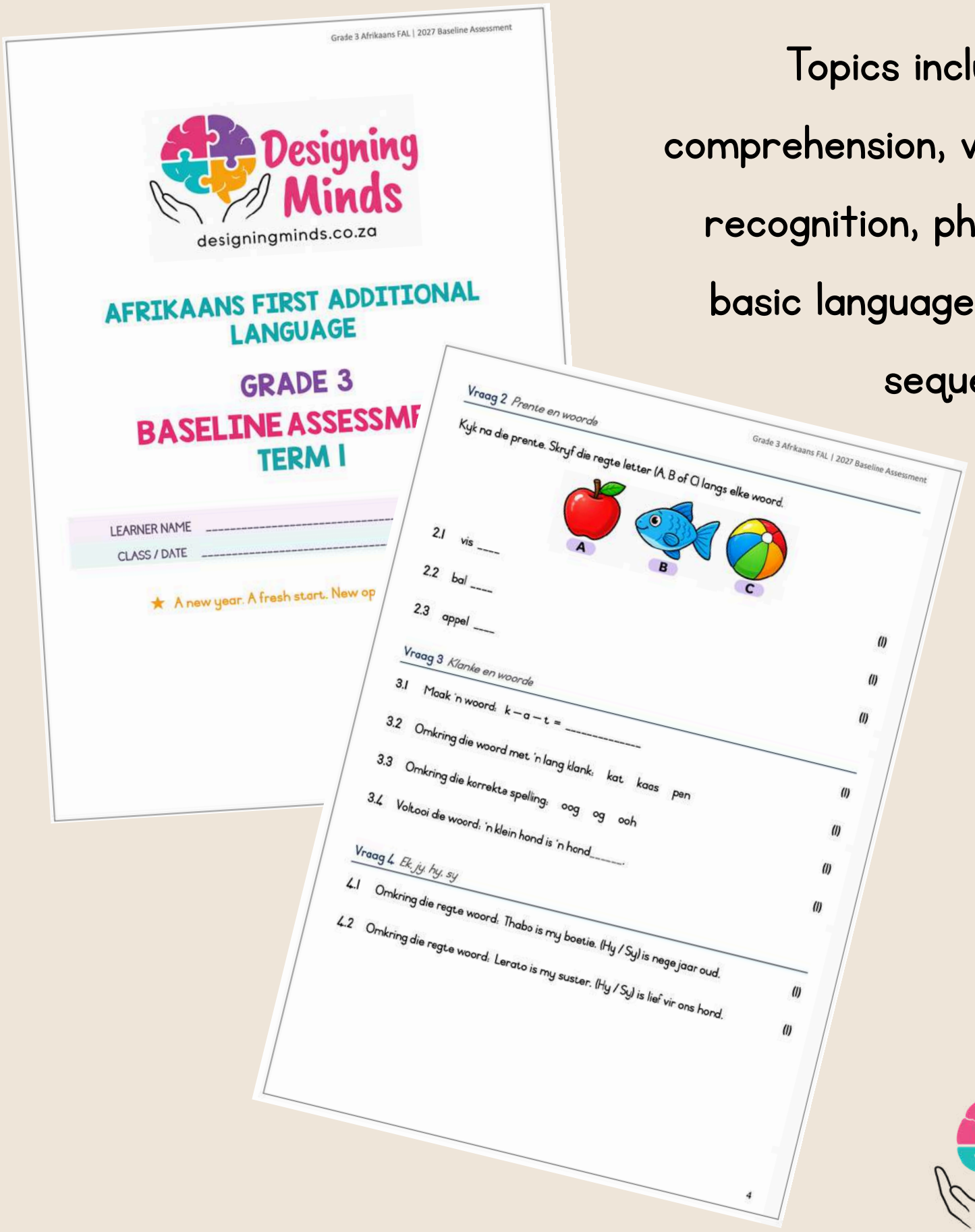

Topics include reading comprehension, vocabulary, picture recognition, phonics, pronouns, basic language structures and sequencing.

Designing Minds

English HL Term 1 Baseline Assessment

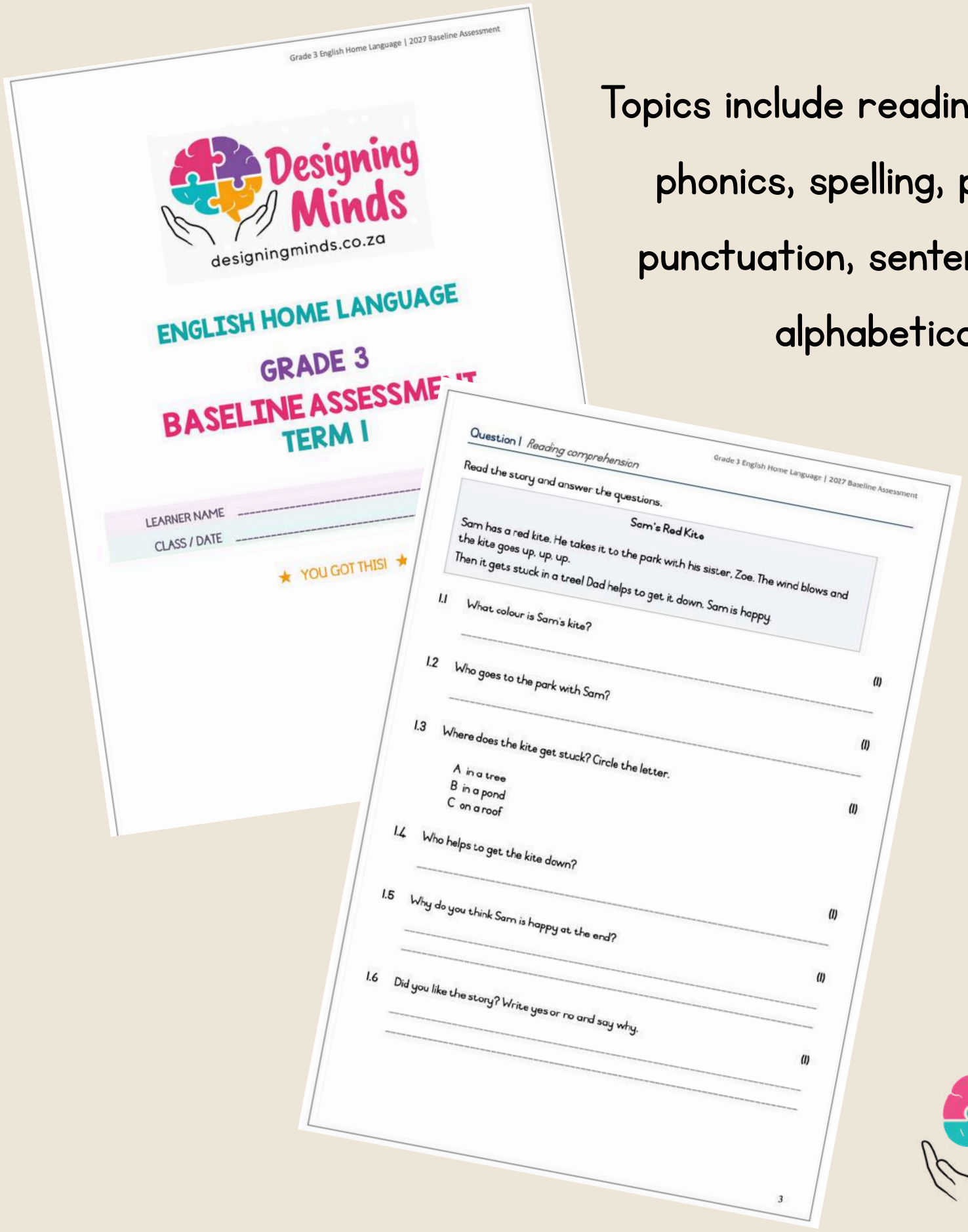

Topics include reading comprehension, phonics, spelling, plurals, tenses, punctuation, sentence writing and alphabetical order.

Designing Minds

Mathematics Term 1 Baseline Assessment

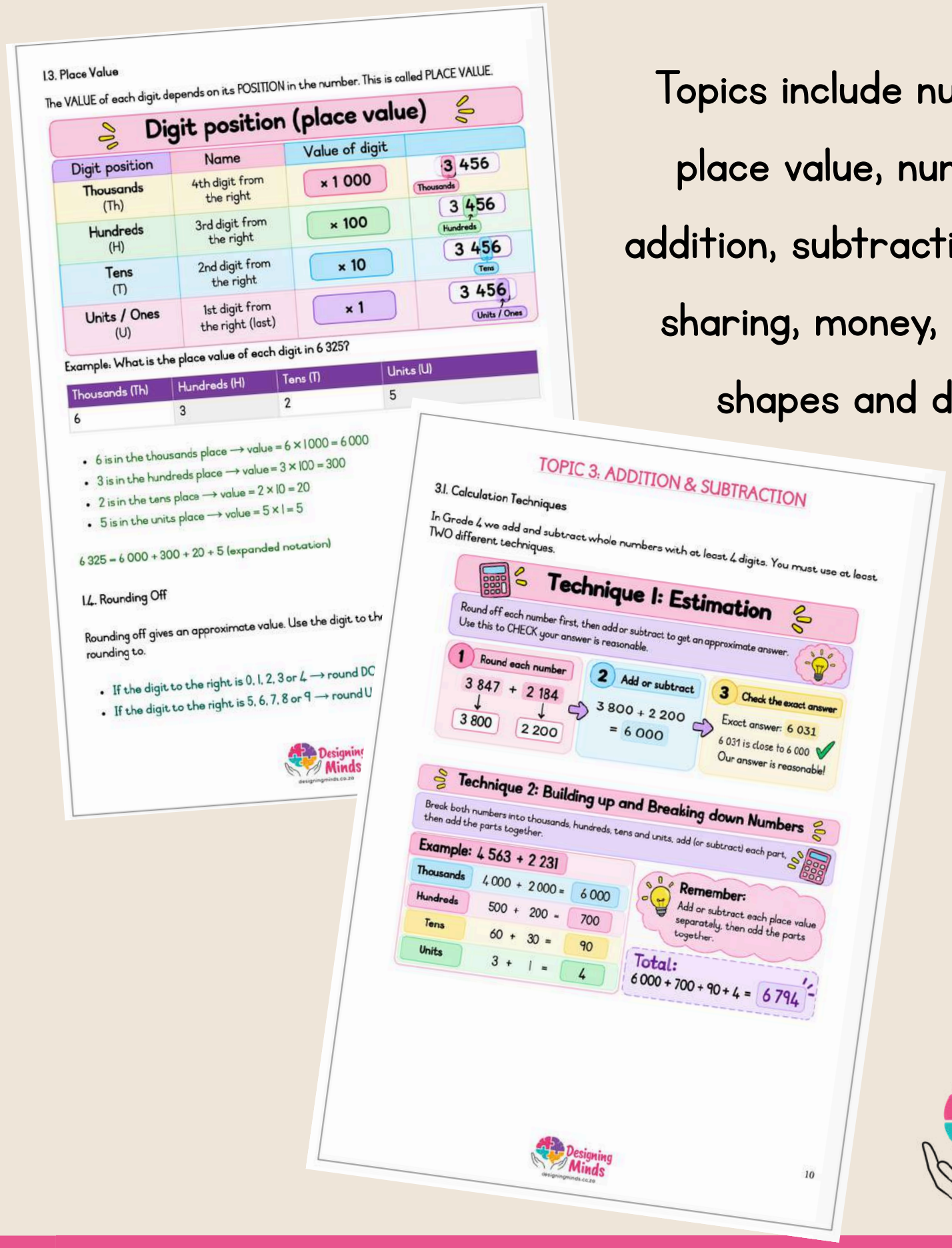

1.3. Place Value

The VALUE of each digit depends on its POSITION in the number. This is called PLACE VALUE.

Digit position (place value)

Digit position	Name	Value of digit
Thousands (Th)	4th digit from the right	× 1 000
Hundreds (H)	3rd digit from the right	× 100
Tens (T)	2nd digit from the right	× 10
Units / Ones (U)	1st digit from the right (last)	× 1

3 456 (Thousands) · 3 456 (Hundreds) · 3 456 (Tens) · 3 456 (Units / Ones)

Example: What is the place value of each digit in 6 325?

Thousands (Th)	Hundreds (H)	Tens (T)	Units (U)
6	3	2	5

- 6 is in the thousands place → value = 6 × 1 000 = 6 000
- 3 is in the hundreds place → value = 3 × 100 = 300
- 2 is in the tens place → value = 2 × 10 = 20
- 5 is in the units place → value = 5 × 1 = 5

6 325 = 6 000 + 300 + 20 + 5 (expanded notation)

1.4. Rounding Off

Rounding off gives an approximate value. Use the digit to th
rounding to.

- If the digit to the right is 0, 1, 2, 3 or 4 → round DC
- If the digit to the right is 5, 6, 7, 8 or 9 → round U

Designing Minds

TOPIC 3: ADDITION & SUBTRACTION

3.1. Calculation Techniques

In Grade 4 we add and subtract whole numbers with at least 4 digits. You must use at least TWO different techniques.

Technique 1: Estimation

Round off each number first, then add or subtract to get an approximate answer. Use this to CHECK your answer is reasonable.

1. Round each number: 3 847 → 3 800; + 2 184 → 2 200
2. Add or subtract: 3 800 + 2 200 = 6 000
3. Check the exact answer: Exact answer: 6 031. 6 031 is close to 6 000. Our answer is reasonable!

Technique 2: Building up and Breaking down Numbers

Break both numbers into thousands, hundreds, tens and units, add (or subtract) each part, then add the parts together.

Example: 4 563 + 2 231

Thousands	4 000 + 2 000 =	6 000
Hundreds	500 + 200 =	700
Tens	60 + 30 =	90
Units	3 + 1 =	4

Remember: Add or subtract each place value separately, then add the parts together.

Total: 6 000 + 700 + 90 + 4 = 6 794

Designing Minds

10

Topics include number concepts, place value, number patterns, addition, subtraction, multiplication, sharing, money, fractions, time, shapes and data handling.

Designing Minds

Life Skills Term 1 Baseline Assessment

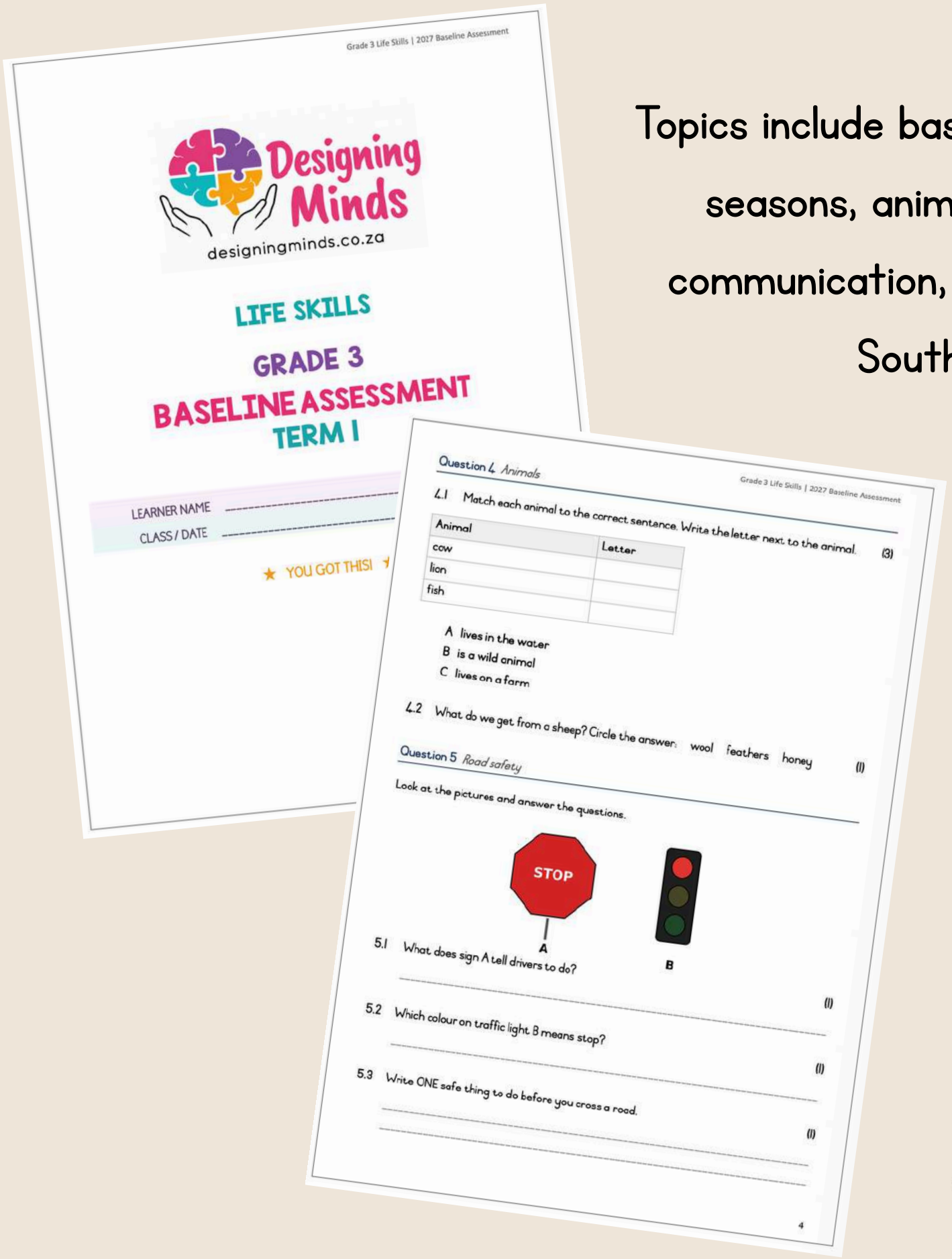

Topics include basic needs, friendship, seasons, animals, road safety, communication, day and night, and South Africa.

Designing Minds